













## **Clethra arborea**

### **LILY OF THE VALLEY TREE**

<b>Tree</b>	
<b>Description</b>	This is an evergreen shrub or small tree with glossy green leaves. The foliage is dense and could be used as an informal screen. Long clusters of small, white, bell-like 'lily of the valley' flowers are produced in summer and autumn.
<b>Foliage</b>	 Evergreen
<b>Form</b>	 Round
<b>Mature Size</b>	7 x 4m
<b>Uses</b>	A pretty specimen tree for small gardens. Good for hedging or screening.
<b>Position &amp; Soil</b>	Prefers moist well drained, lime free soils and semi-shade positions in the garden.
<b>Features</b>	 Small  Evergreen  Round  Feature Flower  Group Planting  Informal Screening  Shade Tree  Specimen
<b>Pot sizes in production</b>	
<b>Substitutes</b>	

Disclaimer: The material contained on the Speciality Trees website is for general information only. Although much care has been taken to provide the information on its website, Speciality Trees does not warrant the accuracy, completeness or currency of this information and its suitability to your needs. All material listed on the Speciality Trees website, its associated links and product sheets are varieties either ready for sale or in production. This is an information source and not confirmation of availability. It is strongly recommended that users enquire about product availability independently of this source.