
















Geijera parviflora

WILGA TREE, NATIVE WILLOW TREE

Tree	
Description	This is a slow growing native tree with attractive dark green foliage. Flowers are small and white and strongly-scented. With a rounded form to 9m, it has ornamental appeal in urban situations although has been traditionally hard to propagate.
Foliage	 Evergreen
Form	 Oval
Mature Size	9 x 8m
Uses	Wilga is a useful shade and also street tree in dry areas and as a fodder tree in agricultural areas. Its leaves have medicinal qualities.
Position & Soil	This tree is extremely hardy once established. It grows best in a position of full sun. Pruning when young for a nice shape is recommended, as well as removing dead branches underneath. It appears tolerant to a wide range of soil and climate types.
Features	 Medium  Evergreen  Oval  Avenue  Bird Attracting  Coastal  Feature Foliage  Native  Shade Tree  Signature Trees  Specimen
Pot sizes in production	

Substitutes	<ul style="list-style-type: none">• <i>Acacia pendula</i>• <i>Agonis flexuosa</i>• <i>Eucalyptus radiata</i>
--------------------	--

Disclaimer: The material contained on the Speciality Trees website is for general information only. Although much care has been taken to provide the information on its website, Speciality Trees does not warrant the accuracy, completeness or currency of this information and its suitability to your needs. All material listed on the Speciality Trees website, its associated links and product sheets are varieties either ready for sale or in production. This is an information source and not confirmation of availability. It is strongly recommended that users enquire about product availability independently of this source.