













Populus nigra 'Italica'

LOMBARDY POPLAR TREE

Tree	
Description	This is a tall and vigorous growing deciduous tree. With a tolerance to exposed conditions, it is often seen lining country roads, driveways and avenues, and in paddocks where it acts as a useful windbreak. It has bright green, diamond-shaped ovate leaves that start bronze, turn green and eventually, a brilliant gold in autumn.
Foliage	 Deciduous
Form	 Columnar
Mature Size	20-30 x 4m
Uses	A very big tree, so we suggest only planting this one in very large spaces. A good selection for lining areas especially in exposed conditions. Good for screening and tall hedges on large properties or as part of farm windbreaks. Is known to have a vigorous root system, so avoid planting near buildings or underground infrastructure, or take additional precautions.
Position & Soil	Prefers a well-drained soil but can tolerate lesser conditions. Avoid planting in areas that are prone to water-logging. Likes full sun.
Features	 Giant  Deciduous  Columnar  Avenue  Driveway  Hedging  Informal Screening  Specimen
Pot sizes in production	

Substitutes	
--------------------	--

Disclaimer: The material contained on the Speciality Trees website is for general information only. Although much care has been taken to provide the information on its website, Speciality Trees does not warrant the accuracy, completeness or currency of this information and its suitability to your needs. All material listed on the Speciality Trees website, its associated links and product sheets are varieties either ready for sale or in production. This is an information source and not confirmation of availability. It is strongly recommended that users enquire about product availability independently of this source.