











## Prunus avium 'Sir Don' <sup>TM</sup>

### SIR DON CHERRY TREE

Tree	
Description	This is a fruiting cherry tree producing heart-shaped reddish/black-skinned sweet cherry suitable for eating and cooking. It is a self-pollinating variety with a semi-upright growth habit that needs a cold winter to produce good fruit.
Foliage	 Deciduous
Form	 V-Shaped
Mature Size	4 x 2m
Uses	As a fruiting tree, it makes a wonderful feature tree suitable for residential gardens.
Position & Soil	Plant in cooler climates in a sunny position in a fertile soil. As a fruit tree it will require regular pruning and fertilising for the year on year production of fruit.
Features	 Small  Deciduous  V-Shaped  Feature Flower  Fruiting & Edible  Specimen
Pot sizes in production	
Substitutes	

Disclaimer: The material contained on the Speciality Trees website is for general information only. Although much care has been taken to provide the information on its website, Speciality Trees does not warrant the accuracy, completeness or currency of this information and its suitability to your needs. All material listed on the Speciality Trees website, its associated links and product sheets are varieties either ready for sale or in production. This is an information source and not confirmation of availability. It is strongly recommended that users enquire about product availability independently of this source.