












Prunus persica 'Rose Charm' (weeping standard)

ROSE CHARM WEEPING ORNAMENTAL
PEACH TREE

Tree	
Description	This is a beautiful grafted tree, grown as a weeping standard. It produces long pendulous branches with semi-double rose-pink blossom. Foliage is mid-green changing to reds and yellows during autumn.
Foliage	 Deciduous
Form	 Weeping
Mature Size	1.8m graft
Uses	A stunning feature tree especially when in flower when the long pendulous branches cascade deep crimson-red double blossom.
Position & Soil	It is recommended to pruned back after flowering, to encourage flowers for the following year. Prefers humus-rich well-drained soil. When planting water in well and keep moist until the tree is established.
Features	 Small  Deciduous  Weeping  Avenue  Feature Flower  Feature Foliage  Specimen
Pot sizes in production	<ul style="list-style-type: none"> • 40cm/27L (1.8m graft) • 100L (1.8m graft)
Substitutes	

strongly recommended that users enquire about product availability independently of this source.