













Prunus serrulata 'Shirotae' syn. 'Mt Fuji' (grafted standard)

MT FUJI GRAFTED STANDARD
ORNAMENTAL CHERRY TREE

Tree	
Description	<p>A very popular feature tree for small gardens. This deciduous, ornamental cherry develops a spreading flat crown with branches that droop down slightly. A beautiful display of pure white, semi double blossoms cover the tree in early to mid-spring, followed by finely serrated, pale green leaves which darken to mid green over the warmer months. In autumn, foliage turns shades of orange and red.</p>
Foliage	 Deciduous
Form	 Weeping
Mature Size	1.8m graft
Uses	As a grafted tree with horizontal branches that fall slightly and its ability to flower, this tree is highly sought after as a feature specimen.
Position & Soil	While adaptable to many site conditions, this tree prefers a moist, well drained, fertile soil in a sunny or part-shade position.
Features	<ul style="list-style-type: none">  Small  Deciduous  Weeping  Avenue  Feature Bark  Feature Flower  Group Planting  Specimen
Pot sizes in production	• 40cm/27L (1.8m graft)

Substitutes

- *Betula pendula* 'Youngii'

Disclaimer: The material contained on the Speciality Trees website is for general information only. Although much care has been taken to provide the information on its website, Speciality Trees does not warrant the accuracy, completeness or currency of this information and its suitability to your needs. All material listed on the Speciality Trees website, its associated links and product sheets are varieties either ready for sale or in production. This is an information source and not confirmation of availability. It is strongly recommended that users enquire about product availability independently of this source.