












## Ulmus parvifolia

### CHINESE ELM TREE

Tree	
Description	A fast growing, attractive semi deciduous tree with a broad vase-shape habit and pendulous branches. Small dark green leaves with serrated edges. A lovely mottled bark with tones of dark grey, reddish brown and cream.
Foliage	 Deciduous
Form	 Branches Ascending
Mature Size	13 x 10m
Uses	A large feature tree for properties with space. Ours are grown with a single leader so these are good for use in streetscapes too.
Position & Soil	Well-drained soils in sunny or partially shaded areas. Highly adaptable to either acidic or alkaline soils.
Features	 Large  Deciduous  Branches Ascending  Coastal  Feature Bark  Feature Foliage  Shade Tree
Pot sizes in production	
Substitutes	<ul style="list-style-type: none"> <li>• Gleditsia triacanthos var. inermis 'Shademaster'</li> <li>• Gleditsia triacanthos var. inermis 'Sunburst'</li> <li>• Pyrus ussuriensis</li> <li>• Robinia pseudoacacia 'Frisia'</li> <li>• Ulmus glabra 'Lutescens'</li> <li>• Ulmus parvifolia 'Burnley Select'</li> <li>• Ulmus procera</li> </ul>

information and its suitability to your needs. All material listed on the Speciality Trees website, its associated links and product sheets are varieties either ready for sale or in production. This is an information source and not confirmation of availability. It is strongly recommended that users enquire about product availability independently of this source.