









Ulmus procera

ENGLISH ELM TREE

Tree	
Description	The English Elm is an iconic tree that has adapted well into South Eastern Australia. It is usually used as a park, specimen, street or shade tree. Its striking yellow autumn foliage is its notable feature.
Foliage	 Deciduous
Form	 Round
Mature Size	16 x 11m
Uses	Best used as a feature tree in a large space. It can also be used as a screen or avenue tree.
Position & Soil	Prefers a humus rich soil in a sunny position but will tolerate most conditions. Consider irrigation in long periods of drought.
Features	 Large  Deciduous  Round  Specimen
Pot sizes in production	
Substitutes	<ul style="list-style-type: none"> • Fraxinus oxycarpa syn. angustifolia 'Raywoodii' • Gleditsia triacanthos var. inermis 'Shademaster' • Platanus x acerifolia • Pyrus ussuriensis • Ulmus parvifolia

Disclaimer: The material contained on the Speciality Trees website is for general information only. Although much care has been taken to provide the information on its website, Speciality Trees does not warrant the accuracy, completeness or currency of this information and its suitability to your needs. All material listed on the Speciality Trees website, its associated links and product sheets are varieties either ready for sale or in production. This is an information source and not confirmation of availability. It is strongly recommended that users enquire about product availability independently of this source.