




















## **Waterhousea floribunda 'ST1'** **Whisper (syn. Syzygium)**

WHISPER WEEPING LILLY PILLY TREE

<b>Tree</b>	
<b>Description</b>	<p>Unique to Speciality Trees and our best-selling and most popular tree! This is a versatile, bushy tree with a wonderful weeping habit making it perfect for large screening projects and the softening of fence lines. Propagated from Victorian mother-stock, unlike other Waterhousea, so responds better to all weather conditions, including cooler climates. New growth starts off pink and orange with leaves turning to various shades of green as the foliage matures. Foliage is maintained to the base of the plant giving a year-round lush, full appearance. It forms a small quantity of creamy-white flowers in summer. Berry production on 'Whisper' is unlike other Lilly Pillies, with minimal quantities of small green berries that, whilst bird attracting, these fruits are tucked in amongst the foliage and are not obvious.</p>
<b>Foliage</b>	 Evergreen
<b>Form</b>	 Pendulous
<b>Mature Size</b>	8 x 5m
<b>Uses</b>	<p>Can be used as a specimen tree in parks and gardens. It is an excellent screening tree and informal hedge. Adds vibrant colour and texture to any garden. Waterhousea is considered a wonderful choice for softening hard urban landscapes. It is an ideal avenue or stand-alone feature tree. 'Whisper' can also be pruned up from the base to raise the canopy (remove lower foliage) to make a feature of its central trunk.</p>
<b>Position &amp; Soil</b>	<p>'Whisper' is tolerant of most soils, in a full-sun to part-shade position. It can tolerate occasionally wet conditions and responds well to pruning. It will cope with some frost, as long as not sustained or extreme cold.</p>

<b>Features</b>	<ul style="list-style-type: none"> <li> Medium</li> <li> Evergreen</li> <li> Pendulous</li> <li> Avenue</li> <li> Bird Attracting</li> <li> Driveway</li> <li> Feature Foliage</li> <li> Formal Screening</li> <li> Group Planting</li> <li> Hedging</li> <li> Informal Screening</li> <li> Native</li> <li> Shade Tree</li> <li> Signature Trees</li> <li> Specimen</li> </ul>
<b>Pot sizes in production</b>	<ul style="list-style-type: none"> <li>• 40cm/27L (1.3-1.5m)</li> <li>• 50cm/52L (1.6-1.8m)</li> <li>• 100L (1.9-2.1m)</li> <li>• 150L (2.3-2.7m)</li> </ul>
<b>Substitutes</b>	<ul style="list-style-type: none"> <li>• Acmena (syn. Syzygium) smithii 'BWNFIR' Firescreen<sup>TM</sup></li> <li>• Acmena smithii '(syn. Syzygium)'</li> <li>• Callistemon viminalis 'Dawson River Weeper'</li> <li>• Cupressocyparis leylandii 'Castlewellan Gold'</li> <li>• Cupressocyparis leylandii 'Leightons Green'</li> <li>• Photinia robusta</li> <li>• Prunus lusitanica</li> <li>• Syzygium australe 'Hinterland Gold'</li> <li>• Syzygium australe 'ST2'</li> <li>• Waterhousea floribunda 'Green Avenue' (syn. Syzygium)</li> </ul>

Disclaimer: The material contained on the Speciality Trees website is for general information only. Although much care has been taken to provide the information on its website, Speciality Trees does not warrant the accuracy, completeness or currency of this information and its suitability to your needs. All material listed on the Speciality Trees website, its associated links and product sheets are varieties either ready for sale or in production. This is an information source and not confirmation of availability. It is strongly recommended that users enquire about product availability independently of this source.